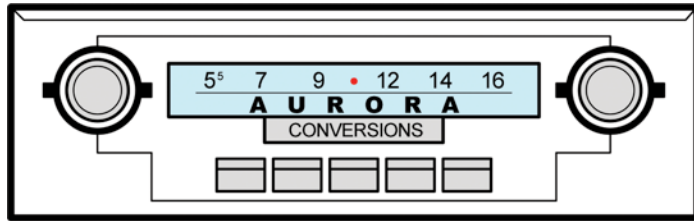
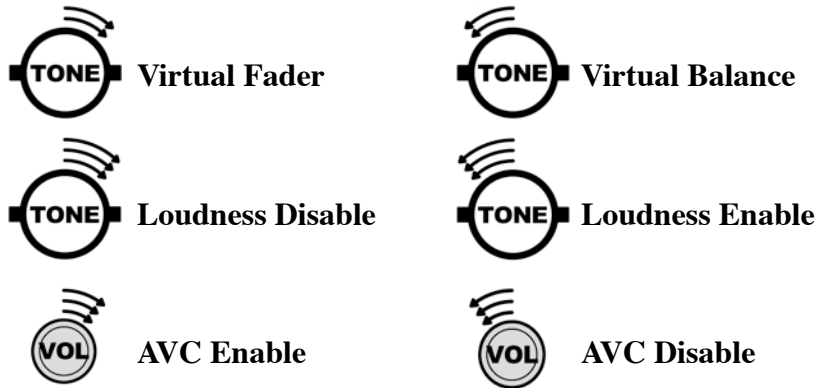


Aurora Design Quick Start Guide

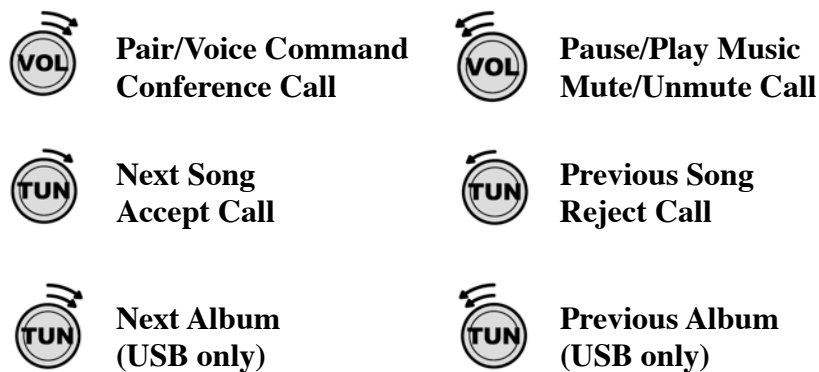
FMR/BTU/BT/USB



Basic Radio Actions



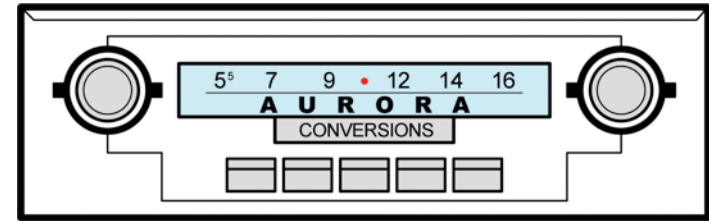
Bluetooth/USB Actions



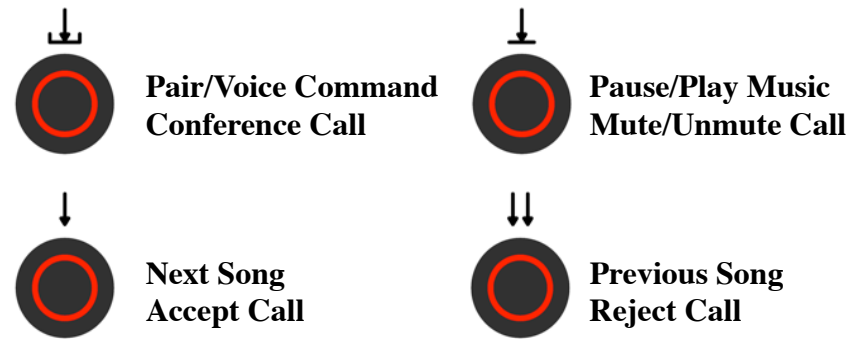
To perform an action, smoothly twist the control slightly forward and back in the direction shown by the arrows, repeating for the number of arrows shown.

Aurora Design Quick Start Guide

FMR/BTU/BT/USB



Optional Pushbutton Bluetooth/USB Actions



↓ Quick press ↓ Press 1 second ↓ Press & hold

Note: On signal seeking radios (Wonderbar®, Town & Country, ElectroTouch), once in the Bluetooth or USB mode, the seek button can be used in the same manor as the optional pushbutton described above. When in radio mode, the seek button behaves as follows:

↓ Press WONDERBAR ↓ Double Press

Press the Seek button once to seek to the next station. Double press the Seek button to start a scan. The radio will scan to the next station, pause and then scan to the next station repeatedly until the Seek button is pressed again or a station preset button is pushed. Additionally any Auxiliary, Bluetooth or USB action will cancel the scan. (FMR 2.7 and higher)

Note: Not all actions are available on all radios. Please consult your original manuals or contact your dealer for more information.